

Written Test = 2 points each question

OMTA THEORY LEVEL 7 – PIANO


Student's Name KEY

Teacher's Name _____

Written Score	90
Aural Score	10
TOTAL SCORE	100

Test code: Clara Schumann


Write the letter name of each note on the line below. Use accidentals as needed.



B





E_b





A_b

Draw one **note** under each arrow to complete the measures in the given time signatures.





Draw one **rest** under each arrow to complete the measures in the given time signatures.

In the box, write the correct time signature for the music example.

$\frac{4}{4}$



Write the Major or minor key shown by each key signature.



f# minor
(F#)



F Major
(f)



g minor
(G)



E_b Major
(eb)

TURN TO THE NEXT PAGE

OMTA THEORY LEVEL 7 — PIANO

Draw the key signature for each Major or minor key.



d minor




c minor



A Major


Draw the scales one octave ascending and descending using whole notes. Use accidentals as needed in both directions. Do not use a key signature.

(2 pts.)




d harmonic minor

(2 pts.)



g melodic minor

On the blank lines, write the root of each triad and circle whether the triad is Major or minor.



E_b Major
minor
(e_b)



D Major
minor
(d)




C Major
minor
(C)




d Major
minor
(D)


Draw the triads in root position using whole notes. Use accidentals as needed.




A Major



B-flat Major



e minor

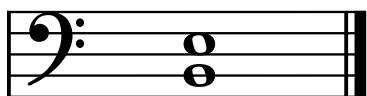


g minor

TURN TO THE NEXT PAGE

OMTA THEORY LEVEL 7 — PIANO


Circle the name for each interval.



Perfect 4th

Perfect 5th


Major 3rd



Major 6th

Perfect 4th

Perfect 5th



Perfect 5th


Perfect 4th

minor 6th

Draw the interval above each note using a whole note. Use accidentals as needed.



minor 3rd



Major 6th



Major 3rd

Match the terms with the definitions. Write the letter of the correct definition on the blank line.

TERMS

 G maestoso

 F root position triad

 D tranquillo

 B lento

 E perfect fourth

 I perfect fifth

 A giocoso

 H phrase

 C marcato

DEFINITIONS

A. Joyful or playful

B. A slow tempo

C. Marked, emphasized

D. Tranquil, in a quiet style

E. Interval of five half steps

F. Triad built in thirds

G. Majestic, dignified

H. A musical idea similar to a sentence

I. Interval of seven half steps

TURN TO THE NEXT PAGE

OMTA THEORY LEVEL 7 — PIANO

Use the music example below to answer the following questions. The measures are numbered. Circle the correct answer or fill in the blank for each question.

Presto

1 2 3 4

pp *accel.* *subito f*

What is the time signature for this music example?

2
4

3
4

6
8

What is the meaning of Presto in measure 1?

With joy

Very fast

Tranquil, in a quiet style

The music example is in the key of b minor. Include Major or minor in the answer.
(B Minor)

What interval is circled in measure 2?

Perfect 4th

minor 5th

Perfect 5th

What is the meaning of the dynamic marking in measure 4?

Gradually play louder

Suddenly play louder

Suddenly speed up

END OF WRITTEN EXAM

Aural Test = 1 point each question

OMTA AURAL AWARENESS LEVELS 7 & 8

Aural Score
10


1. natural minor harmonic minor **melodic minor**

2. natural minor **harmonic minor** melodic minor


3. Lento **Presto** Adagio


4. **6/8** **4/4** **3/4**

5. **minor 3rd** Major 3rd Perfect 5th

6. 

7. **Major** minor

8. 

9. 

10. **Interval 1** Interval 2