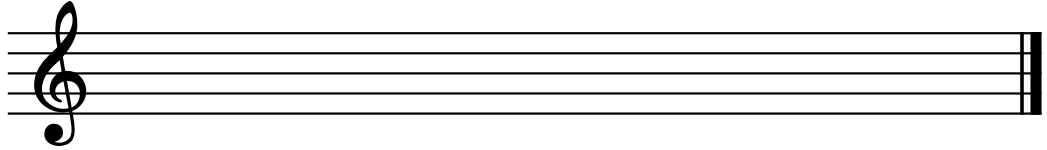



Theory Level 12 – Scale Writing Review Page 1

Draw the scales one octave ascending and descending. Use whole notes. Use accidentals as needed. Do not use a key signature.

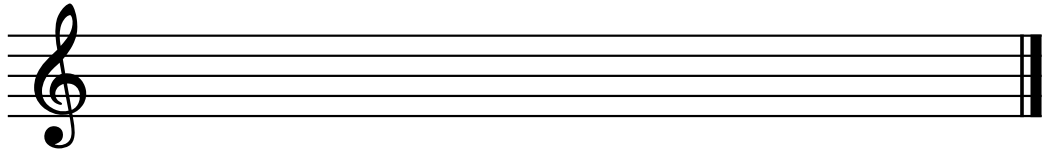
c natural minor



C-sharp Major



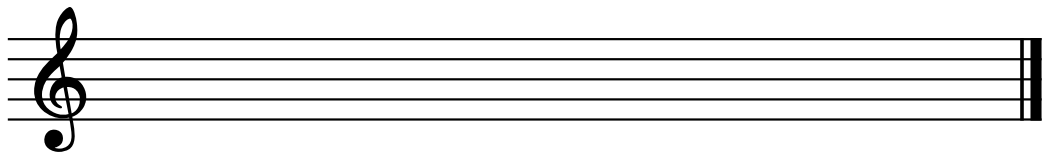
b-flat harmonic minor




D-flat Major



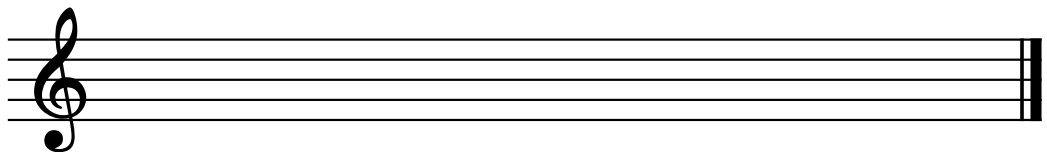
a-sharp harmonic minor




a-flat melodic minor



C-flat Major



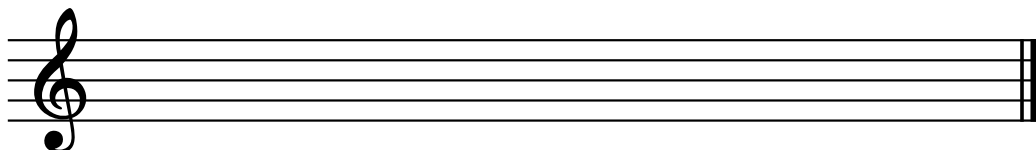
B Major




Theory Level 12 – Scale Writing Review Page 2

Draw the scales one octave ascending and descending. Use whole notes. Use accidentals as needed. Do not use a key signature.


C-sharp melodic minor




A-flat Major




f-sharp melodic minor




E-flat Major



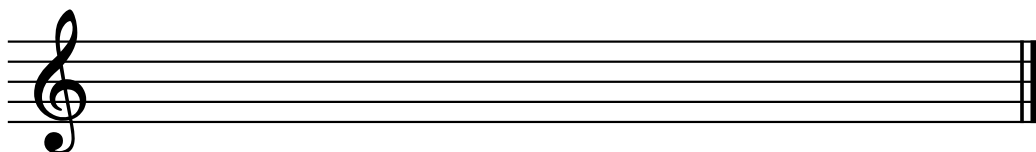
G-flat Major



d-sharp natural minor



g harmonic minor



f melodic minor

