

Written Test = 2 points each question

OMTA THEORY LEVEL 9 – PIANO

Student's Name KEY

Teacher's Name _____

Written Score	90
Aural Score	10
TOTAL SCORE	100

Test code: Florence Price

Write the letter name of each note on the blank line. Use accidentals as needed.

 E

 G

Draw an enharmonic note next to the note given using whole notes. Use accidentals as needed.


or

Draw the correct note or rest in the box.

32nd rest





16th note



Draw one **note** under each arrow to complete the measures in the given time signatures.

OMTA THEORY LEVEL 9 — PIANO

Circle the correct time signature for each music example.









Draw the key signatures.




g# minor



B Major




This is the key signature for E Major and for C# minor.
(e) (C#)



This is the key signature for D Major and for b minor.
(d) (B)

Draw the scales one octave ascending and descending using whole notes. Use accidentals as needed in both directions. Do not use a key signature.




A \flat Major



g# harmonic minor

OMTA THEORY LEVEL 9 — PIANO

In the key of **B Major**, are the following triads Tonic, Subdominant, or Dominant? Circle the correct answer.




- Tonic
- Subdominant
- Dominant




- Tonic
- Subdominant
- Dominant


Draw the triads using whole notes. Use accidentals as needed.



E \flat Major root position



d minor second inversion




g minor first inversion

Write the name of the tonic note of each scale and circle whether the scale is Major, natural minor, harmonic minor, or melodic minor.



- Tonic: C# Major
 (C#) natural minor
 harmonic minor
 melodic minor




- Tonic: d Major
 (D) natural minor
 harmonic minor
 melodic minor


OMTA THEORY LEVEL 9 — PIANO

Draw the Tonic and Dominant triads in root position using whole notes. Use accidentals as needed.


EXAMPLE: C Major



d minor




A^b Major




Draw the interval above each note using a whole note. Use accidentals as needed.



Major 6th



Perfect 4th



minor 7th

Match the terms and definitions. Write the letter on the blank line.

TERMS

- J ostinato
 K tritone
 D rubato
 I pesante
 F tenuto (ten.)
 C chromatic scale
 G simile
 H martellato
 B affetuoso
 A opus (Op.)
 E sostenuto (sost.)

DEFINITIONS

- A. Work
 B. Tender, warm
 C. A scale composed entirely of half steps
 D. Expressive variation of tempo
 E. Sustained
 F. Held
 G. In a similar manner
 H. Hammered
 I. Heavy, weighty
 J. A clearly defined melodic/rhythmic pattern that is repeated persistently throughout a composition.
 K. Diminished 5th or Augmented 4th; it divides the octave in half

OMTA THEORY LEVEL 9 — PIANO

Use the music example below to answer the following questions. The measures are numbered. Circle the correct answer or fill in the blank for each question.

Grazioso

What should the time signature be for this piece?

3
4

3
8

6
8

What is the meaning of **Grazioso** in measure 1?

Gracefully

Lively, quick

Majestic

The music example is in the key of D \flat Major. Include Major or minor in the answer.
(d \flat major)

The upper clef in measures 1 and 2 is an example of _____.

Imitation

Repetition

Sequence

What is the position of the chord circled in measure 2?

Root position

1st inversion

2nd inversion

What kind of chord is circled in measure 6?

Tonic

Dominant 7th

Subdominant

END OF WRITTEN EXAM

Aural Test = 1 point each question

OMTA AURAL AWARENESS LEVELS 9 & 10

Aural Score
10

1.



2.



3.

$\frac{4}{4}$

$\frac{9}{8}$

$\frac{2}{4}$

4.

Major 2nd

minor 3rd

Augmented 4th

5.

minor 6th

Major 7th

minor 7th

6.

minor 7th

Major 6th

Octave

7.

Major

minor

8.

Major

natural minor

harmonic minor

melodic minor

9.

Major

natural minor

harmonic minor

melodic minor



10.

