





OMTA AURAL AWARENESS LEVELS 1 & 2 (Test code: Florence Price)







Instructions: This text is provided for emergency use only. Please administer test with the provided recording. For each question, please state the number of the question and whether it is the first or second time.

(e.g. "Question one first time: You will hear two tones. Do these tones sound high or low?")

Begin Script: Each question will be stated two times. Please circle your answer.

#	Question First Time	Question Second Time	Music Example
1	You will hear two tones. Do these tones sound high or low?	Do these tones sound high or low?	
2	You will hear two tones. Are they forte or piano?	Are they forte or piano?	
3	You will hear two tones. Are they the same or different?	Are they the same or different?	
4	You will hear two tones. Is the second tone higher or lower than the first tone?	Is the second tone higher or lower than the first tone?	

OMTA AURAL AWARENESS LEVELS 1 & 2

5	You will hear a melody. Is it played legato or staccato?	Is the melody played legato or staccato?	
6	You will hear four tones. Are these tones going higher or going lower?	Are these tones going higher or going lower?	
7	You will hear two tones. Is the second tone higher or lower than the first tone?	Is the second tone higher or lower than the first tone?	
8	You will hear a melody. Is it played legato or staccato?	Is the melody played legato or staccato?	
9	You will hear four tones. Are these tones going higher or going lower?	Are these tones going higher or going lower?	
10	You will hear two tones. Is the second tone higher or lower than the first tone?	Is the second tone higher or lower than the first tone?	



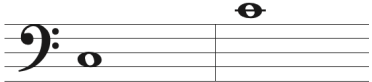

You have now completed the Aural Awareness Test for Levels 1 and 2.

OMTA AURAL AWARENESS LEVELS 3 & 4 (Test code: Florence Price)




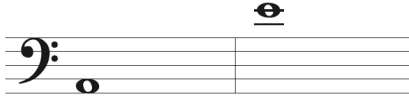
Instructions: This text is provided for emergency use only. Please administer test with the provided recording. For each question, please state the number of the question and whether it is the first or second time.

(e.g. "Question one first time: Two tones will be played. Are the tones the same or different?")

Begin Script: Each question will be stated two times. Please circle your answer.

#	Question First Time	Question Second Time	Music Example
1	Two tones will be played. Are the tones the same or different?	Are the tones the same or different?	
2	A melody will be played. Is the melody legato or staccato?	Is the melody legato or staccato?	<p>A melody will be played. Is it played legato or staccato?</p> 
3	Two tones will be played. Is the second tone higher or lower than the first tone?	Is the second tone higher or lower than the first tone?	
4	A melody will be played. Is the melody piano or forte?	Is the melody piano or forte?	

OMTA AURAL AWARENESS LEVELS 3 & 4

5	A melody will be played. Is the melody legato or staccato?	Is the melody legato or staccato?	
6	One note will be played. Is the note high or low?	Is the note high or low?	Play a high note
7	Two tones will be played. Is the second tone higher or lower than the first tone?	Is the second tone higher or lower than the first tone?	
8	An interval will be played separately and together. Is the interval a second or a third?	Is the interval a second or a third?	Play a major third from C to E
9	A melody will be played. Does the melody grow gradually louder or gradually softer?	Does the melody grow gradually louder or gradually softer?	<p style="font-size: small; text-align: center;">A melody will be played, as it played with a crescendo or decrescendo.</p> 
10	You will hear two tones. Is the second tone higher or lower than the first tone?	Is the second tone higher or lower than the first tone?	



You have now completed the Aural Awareness Test for Levels 3 and 4.

OMTA AURAL AWARENESS LEVELS 5 & 6 (Test code: Florence Price)



Instructions: This text is provided for emergency use only. Please administer test with the provided recording. For each question, please state the number of the question and whether it is the first, second, or third time.

(e.g. "Question one first time: Two tones will be played. Are the tones the same or different?")




Begin Script: Each question will be stated two times. Please circle your answer.

#	Question First Time	Question Second and Third Time	Music Example
1	A melody will be played. Draw the correct note under the arrow to complete the melody.	Draw the correct note under the arrow to complete the melody. ***REPEAT THIRD TIME***	
2	A melody will be played containing a fermata. Draw the fermata over the correct note.	Draw the fermata over the correct note. ***REPEAT THIRD TIME***	



OMTA AURAL AWARENESS LEVELS 5 & 6 (Test code: Florence Price)

<p align="center">3</p>	<p>A musical example will be played. Is the tempo Moderato or Allegro?</p>	<p>Is the tempo andante or allegro? ***REPEAT THIRD TIME***</p>	<p align="center">Allegro</p> 
<p align="center">4</p>	<p>Two scales will be played together. Are the scales in parallel or contrary motion?</p>	<p>Two scales will be played together. Are the scales in parallel or contrary motion? ***REPEAT THIRD TIME***</p>	<p align="center">Play a C Scale in Parallel Motion</p>
<p align="center">5</p>	<p>An interval will be played melodically and harmonically. Is the interval a fourth or a third?</p>	<p>Is the interval a fourth or a third? ***REPEAT THIRD TIME***</p>	

OMTA AURAL AWARENESS LEVELS 5 & 6 (Test code: Florence Price)

<p align="center">6</p>	<p>A rhythm will be played. Please look at the rhythm example in the box. Is the rhythm the same or different from the rhythm example?</p>	<p>Is the rhythm the same or different from the rhythm example? ***REPEAT THIRD TIME***</p>	
<p align="center">7</p>	<p>A melody will be played. Does the melody end with a crescendo or a diminuendo?</p>	<p>Does the melody end with a crescendo or a diminuendo? ***REPEAT THIRD TIME***</p>	
<p align="center">8</p>	<p>A melody will be played. Does the melody end with an accelerando or a ritardando? Circle the correct answer.</p>	<p>Does the melody end with an accelerando or a ritardando? Circle the correct answer. ***REPEAT THIRD TIME***</p>	

OMTA AURAL AWARENESS LEVELS 5 & 6 (Test code: Florence Price)

9	A melody will be played containing an accent. Draw the accent under the correct note.	Draw the accent under the correct note. ***REPEAT THIRD TIME***	
10	A rhythm will be played. Draw the missing note under the arrow.	Draw the missing note under the arrow. ***REPEAT THIRD TIME***	

You have now completed the Aural Awareness Test for Levels 5 and 6.

OMTA AURAL AWARENESS LEVELS 7 & 8 (Test code: Florence Price)

4	<p>A four-measure rhythm will be played. Circle the correct time signature.</p>	<p>Circle the correct time signature. ***REPEAT THIRD TIME***</p>	<p style="text-align: center;">Moderato (Waltz-like)</p>
5	<p>An interval will be played melodically and harmonically. Circle the correct interval.</p>	<p>Circle the correct interval. ***REPEAT THIRD TIME***</p>	<p>Play a perfect 4th</p>
6	<p>A two-measure rhythm will be played. Circle the pattern you hear.</p>	<p>Circle the pattern you hear. ***REPEAT THIRD TIME***</p>	
7	<p>A triad will be played both melodically and harmonically. Is the triad Major or minor?</p>	<p>Is the triad Major or minor? ***REPEAT THIRD TIME***</p>	<p>Play a G Major Triad</p>

OMTA AURAL AWARENESS LEVELS 7 & 8 (Test code: Florence Price)

8	<p>A melody will be played in a major key. Draw a note under the arrows to complete the melody. Use accidentals if needed.</p>	<p>Draw a note under the arrows to complete the melody. Use accidentals if needed.</p> <p>***REPEAT THIRD TIME**</p>	
9	<p>A melody in a minor key will be played. Draw a note under the arrow to complete the melody. Use an accidental if needed.</p>	<p>Draw a note under the arrow to complete the melody. Use an accidental if needed.</p> <p>***REPEAT THIRD TIME***</p>	
10	<p>Two intervals will be played both melodically and harmonically. Which interval is a minor 3rd? Interval one (play) or interval two (play)?</p>	<p>Which interval is a minor 3rd? Interval one (play) or interval two (play)?</p> <p>***REPEAT THIRD TIME***</p>	<p style="text-align: center;">Interval 1 Interval 2</p> <p style="text-align: center;">C M2 Cm3</p>




You have now completed the Aural Awareness Test for Levels 7 and 8.

OMTA AURAL AWARENESS LEVELS 9 & 10 (Test code: Florence Price)


Instructions: This text is provided for emergency use only. Please administer test with the provided recording. For each question, please state the number of the question and whether it is the first, second or third time.

(e.g. "Question one first time: A rhythm pattern will be played. Circle the pattern you hear.")

Begin Script: Each question will be stated three times. Please circle your answer.

#	Question First Time	Question Second and Third Time	Music Example
1	A rhythm pattern will be played. Circle the pattern you hear.	Circle the pattern you hear. ***REPEAT THIRD TIME***	
2	A rhythm pattern will be played. Draw one note under the arrow to complete the pattern.	Draw one note under the arrow to complete the pattern. ***REPEAT THIRD TIME***	
3	A four-measure melody will be played. Circle the correct time signature.	Circle the correct time signature. ***REPEAT THIRD TIME***	

OMTA AURAL AWARENESS LEVELS 9 & 10 (Test code: Florence Price)

4	<p>An interval will be played both melodically and harmonically. Circle the interval you hear.</p>	<p>Circle the interval you hear. ***REPEAT THIRD TIME***</p>	<p>Play a C to an F# (Augmented 4th or Tritone). Both harmonically and melodically.</p>
5	<p>An interval will be played melodically and harmonically. Circle the interval you hear.</p>	<p>Circle the interval you hear. ***REPEAT THIRD TIME***</p>	<p>Bb to Ab minor 7th</p>
6	<p>An interval will be played both melodically and harmonically. Circle the interval you hear.</p>	<p>Circle the interval you hear. ***REPEAT THIRD TIME***</p>	<p>C to A Major 6th</p>
7	<p>A music example will be played. Is the music example Major or minor? Circle the correct answer.</p>	<p>Is the music example Major or minor? ***REPEAT THIRD TIME***</p>	<p style="text-align: center;">Moderato</p> 

OMTA AURAL AWARENESS LEVELS 11 & 12 (Test code: Florence Price)




Instructions: This text is provided for emergency use only. Please administer test with the provided recording. For each question, please state the number of the question and whether it is the first, second or third time.

(e.g. "Question one first time: Two tones will be played. Are the tones the same or different?")

Begin Script: Each question will be stated three times. Please circle your answer.

#	Question First Time	Question Second and Third Time	Music Example
1	A scale will be played. Circle the type of scale you hear.	Circle the type of scale you hear. ***REPEAT THIRD TIME***	D melodic minor
2	A scale will be played. Circle the type of scale you hear.	Circle the type of scale you hear. ***REPEAT THIRD TIME***	G harmonic minor
3	A triad will be played both melodically and harmonically. Circle the type of triad you hear.	Circle the type of triad you hear. ***REPEAT THIRD TIME***	Play g minor triad

OMTA AURAL AWARENESS LEVELS 11 & 12 (Test code: Florence Price)

4	An interval will be played both melodically and harmonically. Circle the interval you hear.	Circle the interval you hear. ***REPEAT THIRD TIME***	Play G to E M6
5	A cadence will be played. The tonic chord will be played first. Circle the name of the cadence of the last two chords.	Circle the name of the cadence of the last two chords. ***REPEAT THIRD TIME***	
6	A cadence will be played. The tonic chord will be played first. Circle the name of the cadence of the last two chords.	Circle the name of the cadence of the last two chords. ***REPEAT THIRD TIME***	
7	A two-measure rhythm pattern will be played. Draw a note under each arrow to complete the pattern.	Draw a note under each arrow to complete the pattern. ***REPEAT THIRD TIME***	

OMTA AURAL AWARENESS LEVELS 11 & 12 (Test code: Florence Price)

8	<p>A two-measure melody will be played. The first measure is given in the music example. Draw the melody you hear in measure two.</p>	<p>Draw the melody you hear in measure two. ***REPEAT THIRD TIME***</p>	
9	<p>A two-measure melody will be played. Three notes from the recording are different from the music example on your test. Circle the notes that are different from the recording.</p>	<p>Circle the notes that are different from the recording. ***REPEAT THIRD TIME***</p>	
10	<p>A melody in a minor key will be played. Draw one note under each arrow to complete the measures.</p>	<p>Draw one note under each arrow to complete the measures. ***REPEAT THIRD TIME***</p>	

You have now completed the Aural Awareness Test for Levels 11 and 12.